



# MADRUGA IRON WORKS, INC.

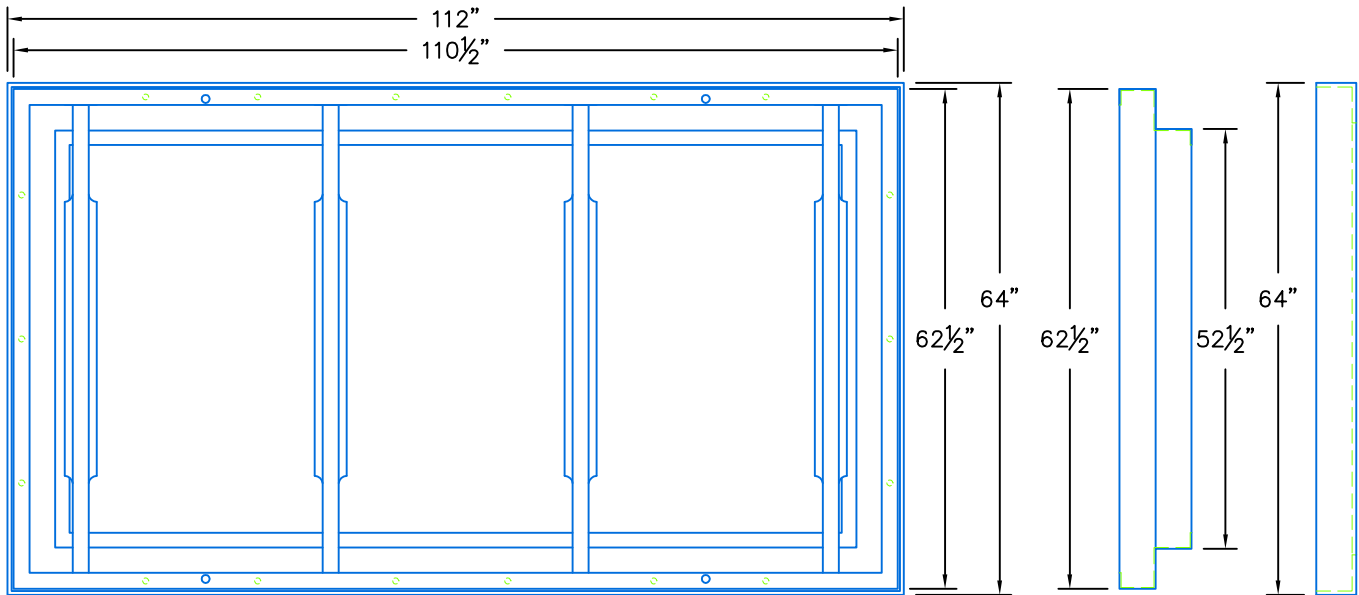
Metal Fabrication and Machining

305 GANDY DANCER, TRACY, CA 95377

Ph: (209) 832-7003

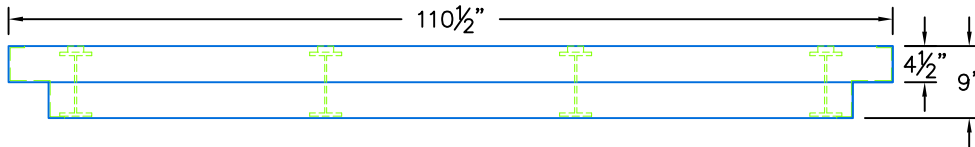
Fax: (209) 832-2444

www.madrugaironworks.com

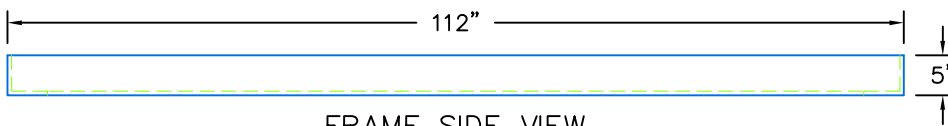


PLAN VIEW

PAN & FRAME  
END VIEW



PAN SIDE VIEW



FRAME SIDE VIEW

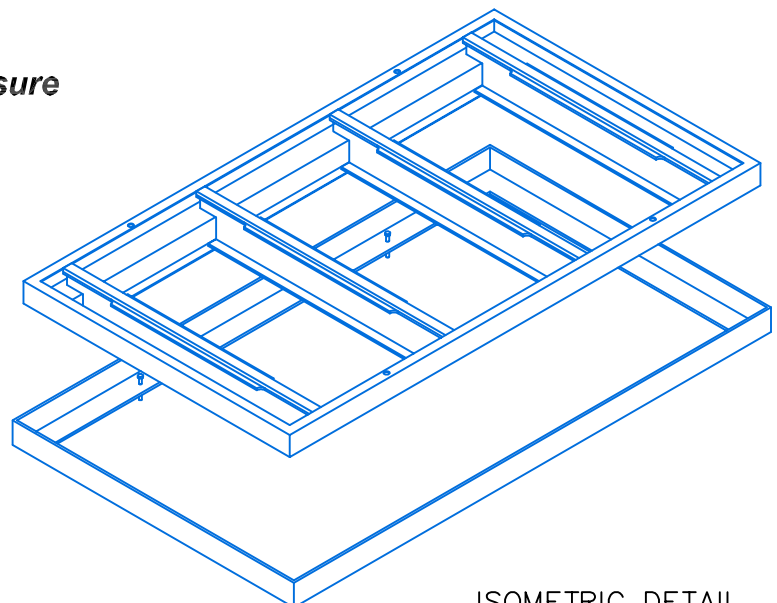
## 4'-6" x 8'-6" (Nominal) Primary Enclosure Pan & Frame

Approximate Weight: xxxx lbs

Loading: (When Pan Filled with Concrete)  
AASHTO H-20 - Full Traffic Loading  
Live Load: 16,000 lb. Wheel Load -  
Impact 30.00%

NOTES:

1. PG&E Code #: xxxxx
2. REMOVABLE PAN SECTION
3. LEVELING BOLTS IN FRAME
4. GALVANIZED



ISOMETRIC DETAIL